



Contents

Program counts	4
Number of program users	4
Number of each type of cannabis facility per county	4
Patient information	5
Patient counts by small area boundary	5
Medical cannabis cardholder growth	6
Patient age groups	7
Qualifying conditions	8
Patient activity metrics	9
Patient renewals per month	9
Patient purchase history	9
Transactions and sales	10
Month-to-month sales in \$	10
Cumulative sales in \$	11
Total order discount at pharmacies	12
Products sold by type	13
Sales per type over time in \$	13
Companies offering delivery to each county	14
Delivery in \$	15
Deliveries by county	16
Pickups in \$	17
Pickups by county	18
Registered recommending medical providers (RMP) information	19
Registered RMPs by county	19
Registered RMPs by license type	20
Cannabis production	21
Number of initial and renewal applications	21
Products sent to pharmacy for sale to patients	21
Amount of cannabis that licensees grew	22
Amount of cannabis that licensees manufacture into cannabis products	22
Cannabis and cannabis products the department tested & results of the tests performed	23
Lab results by lab facility	23

Inspections	24
Number of inspections performed at production establishments	24
Number and types of violations found	24
Appendix	25
Definitions	25
Patient information	25
Patients by county	26
Patients by small area boundary table	27
Cardholder growth	27



Utah Department of
Health & Human Services
Center for Medical Cannabis



UTAH DEPARTMENT OF
AGRICULTURE AND FOOD

March 2026 Report

Data retrieved 04/01/2026

Utah Department of Health and Human Services with Utah Department of Agriculture and Food

Center for Medical Cannabis
195 N 1950 W
Salt Lake City, Utah 84116

(p) (801)-538-6504
(w) medicalcannabis.utah.gov
(e) medicalcannabis@utah.gov



Program counts

Number of program users

Description	Count
Patients with active medical cards	112,093
Registered recommending medical providers (RMP)	1,018
Paper-only recommending medical providers (RMP)	179
Processor/cultivator agents	897
Pharmacy agents	945
Courier agents	434
Pharmacy medical providers (PMP)	96

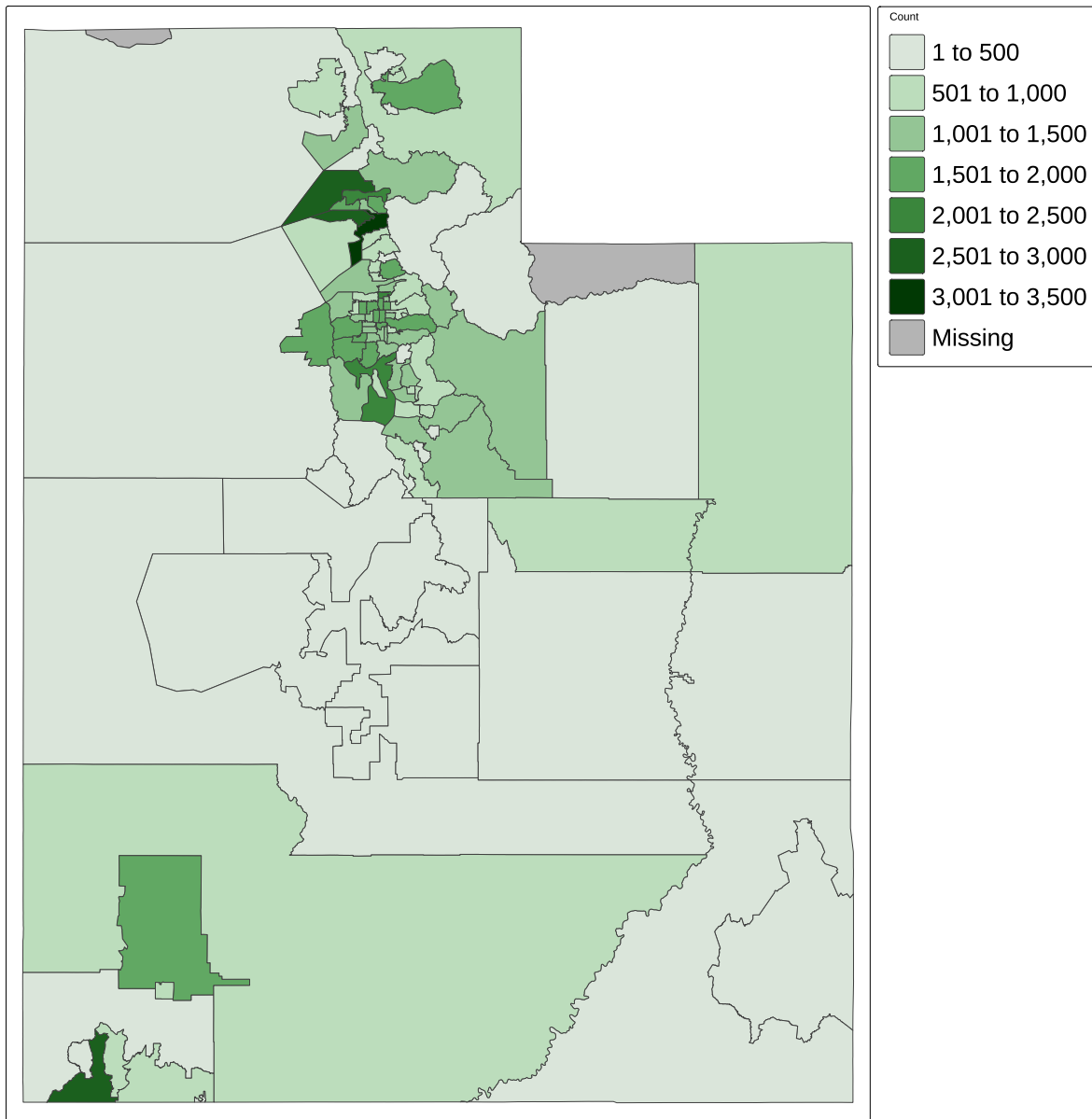
Number of each type of cannabis facility per county

County	Cultivator	Tier 1 processor	Tier 2 processor	Independent testing lab	Academic Research
Salt Lake		5			
Box Elder	3	3			
Tooele	2	2			
Davis	1	2			
Utah	1	2		1	
Sanpete	2	1			
Wasatch		1			
Weber	2		1		
Sevier	1				
Cache					1

Patient information

Patient counts by small area boundary

See [this document](#) for more information on what determines small area boundaries.

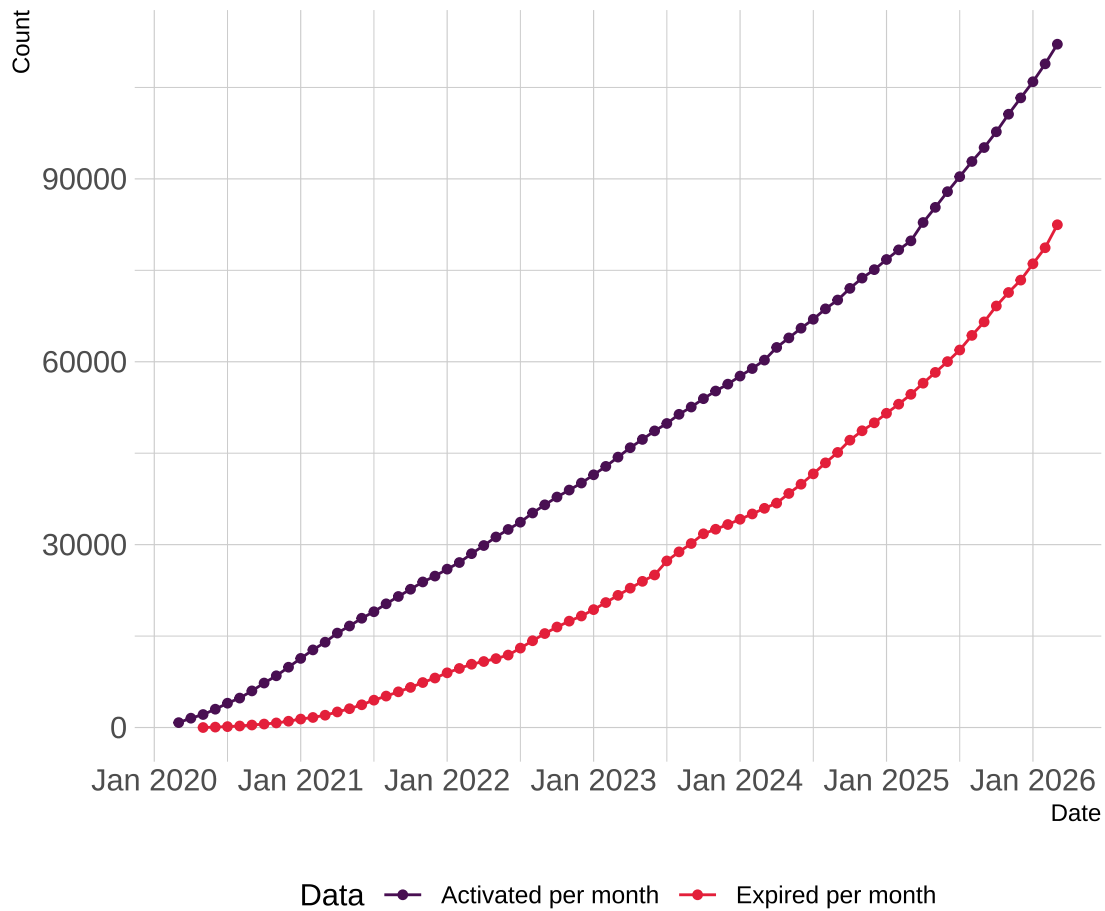




Medical cannabis cardholder growth

Cumulative current active and expired patients

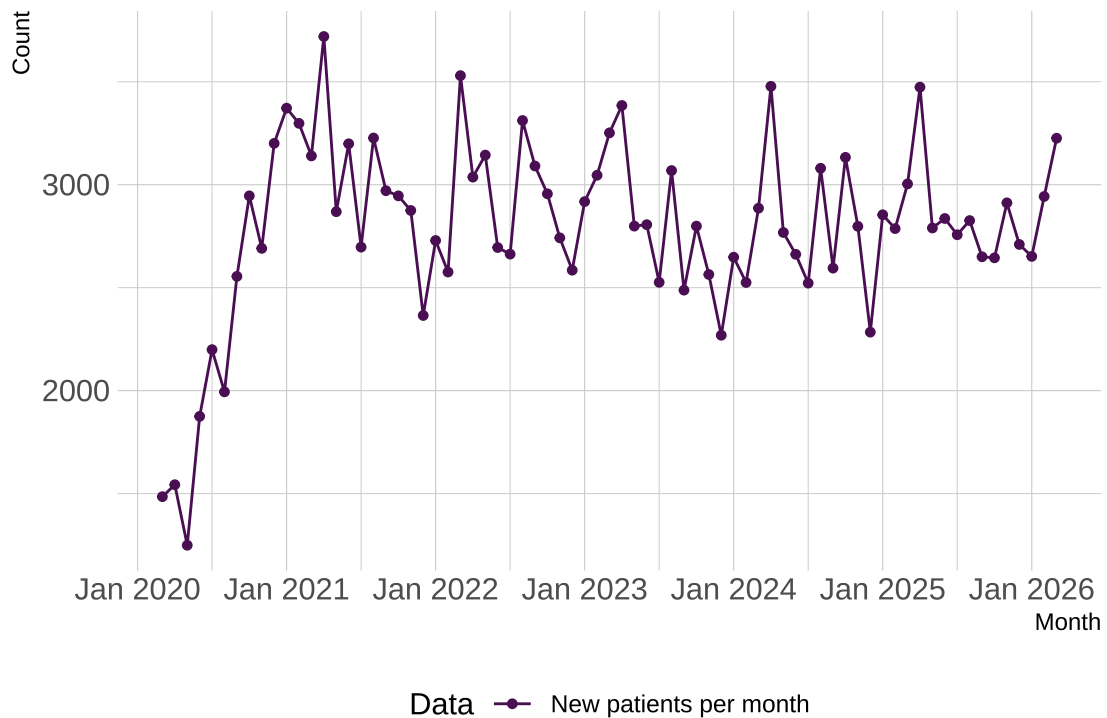
Note that these counts are based on the patient's current status (Expired or Active) as of querying the data. Because these counts are based on current status, counts per month may change on subsequent reports.





New patients per month

The new patients per month can be in any status - active, expired, pending renewal, etc.

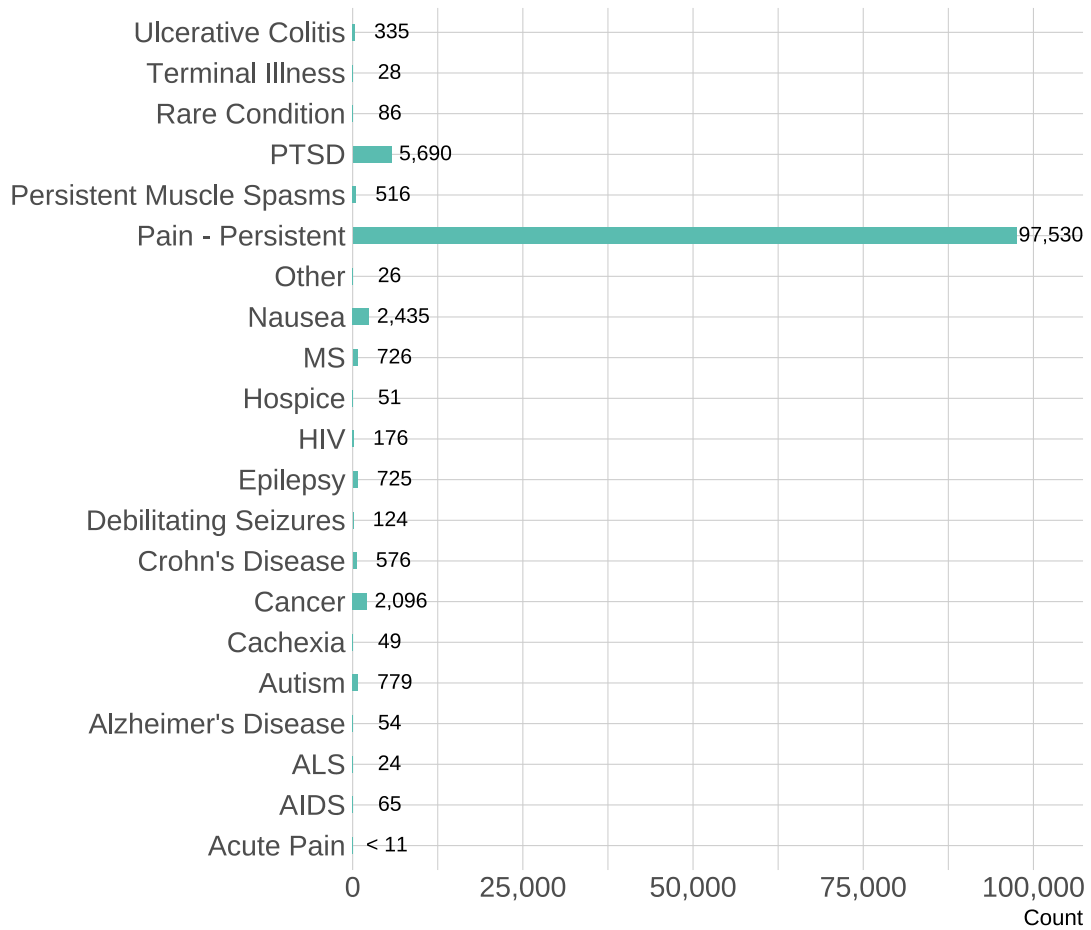


Patient age groups

Detail	Count	Percent of patients
17 and Under	33	0.03
18-20	43	0.04
21-30	24,682	22.02
31-40	29,292	26.13
41-50	25,101	22.39
51-64	20,625	18.40
Over 65	12,317	10.99
Total	112,093	100.00



Qualifying conditions

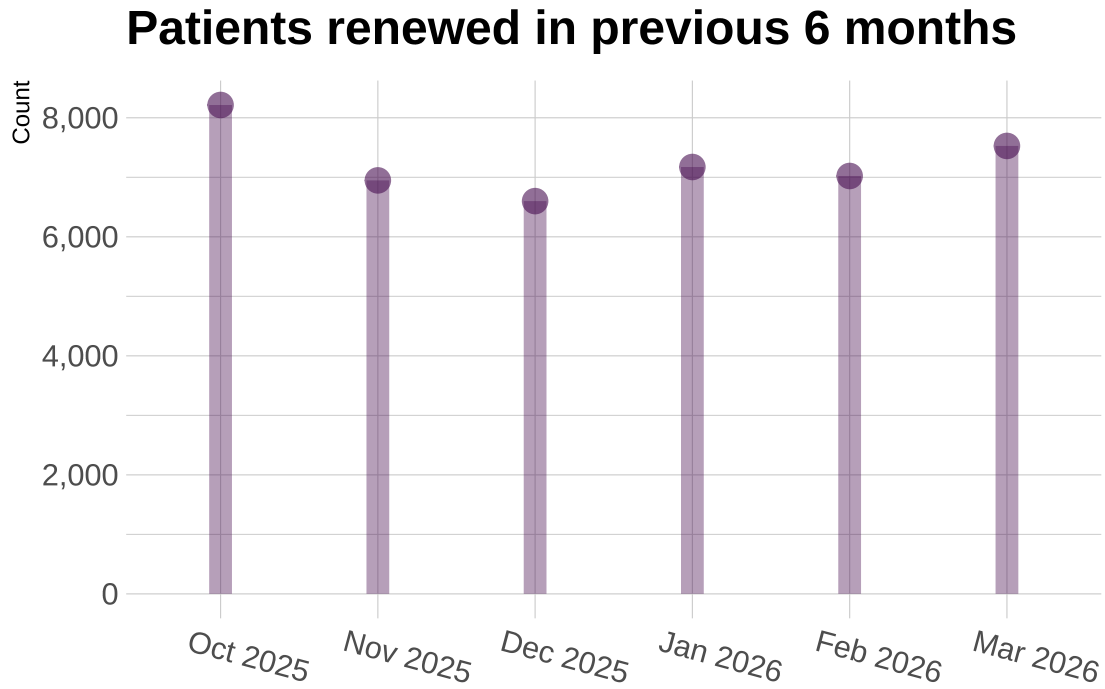




Patient activity metrics

Patient renewals per month

This chart counts the renewal per patient based on only their most recent renewal.



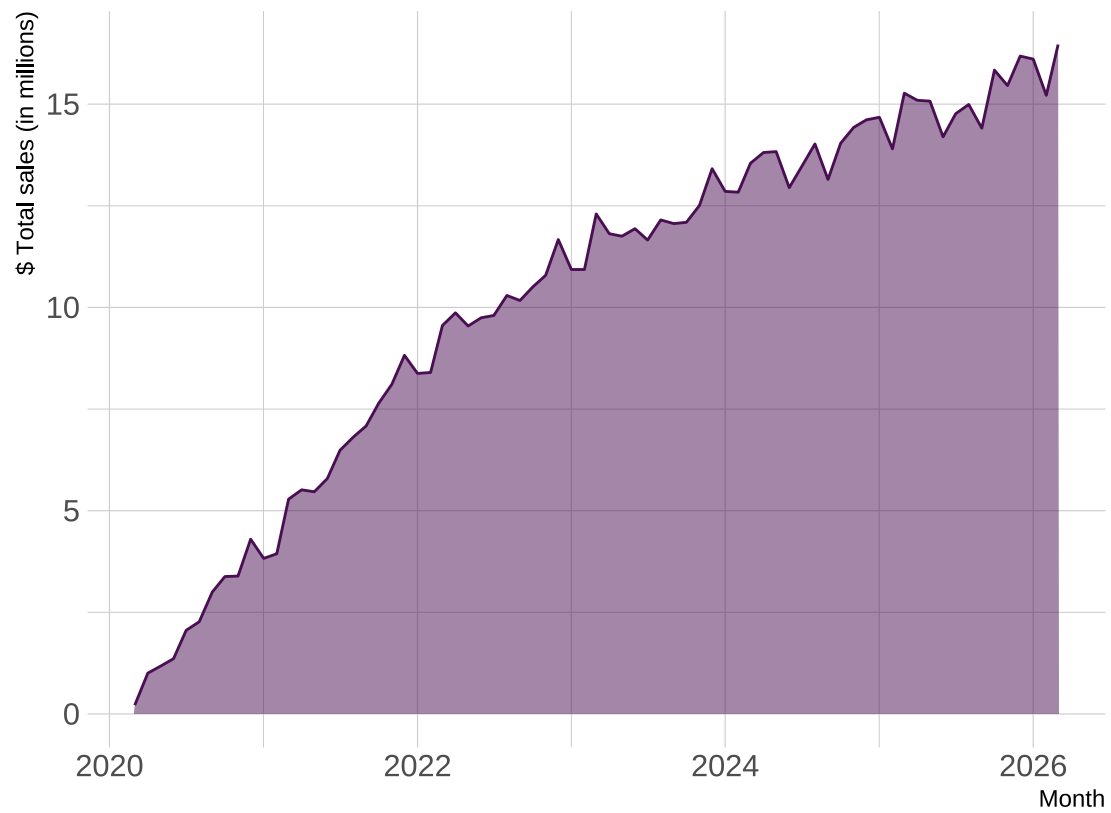
Patient purchase history

Timeframe	Purchases	Patients
Last 30 Days	1 or more	3,843
Last 30 Days	2 or more	57
Last 30 Days	3 or more	10
Last 60 Days	1 or more	61,105
Last 60 Days	2 or more	34,634
Last 60 Days	3 or more	21,074
Last 60 Days	4 or more	13,350
Last 90 Days	1 or more	75,893
Last 90 Days	2 or more	53,326
Last 90 Days	3 or more	39,430
Last 90 Days	4 or more	30,213



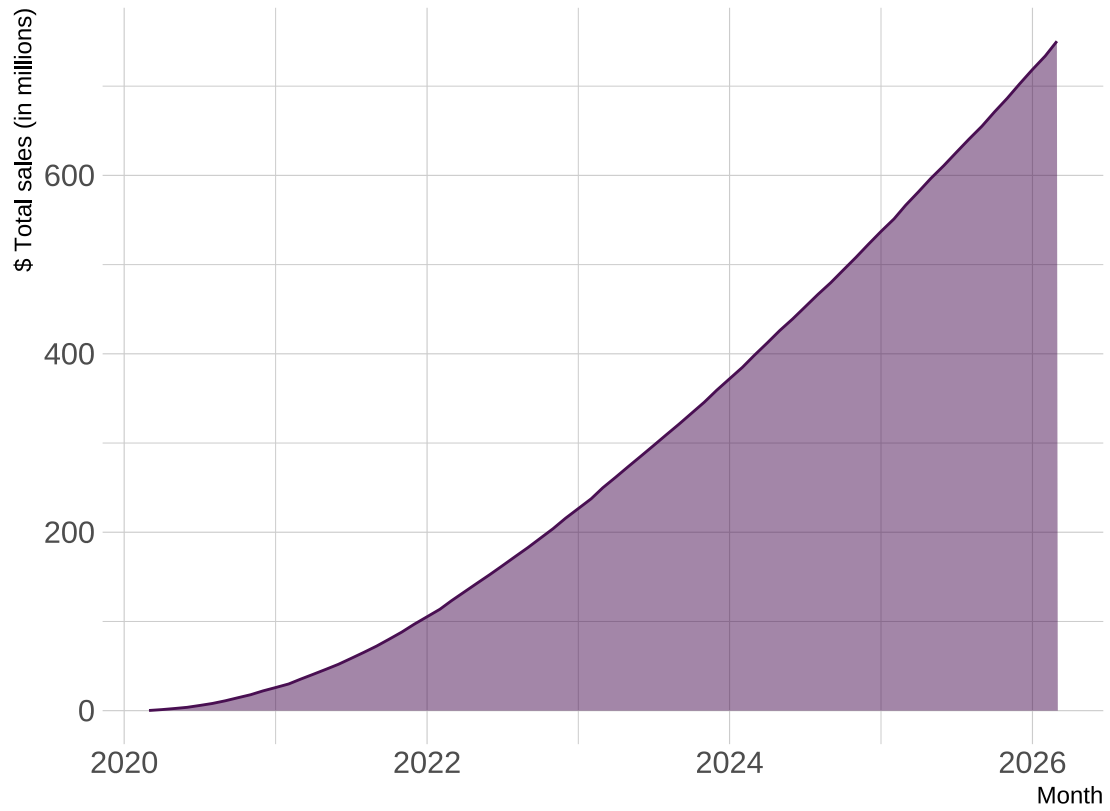
Transactions and sales

Month-to-month sales in \$



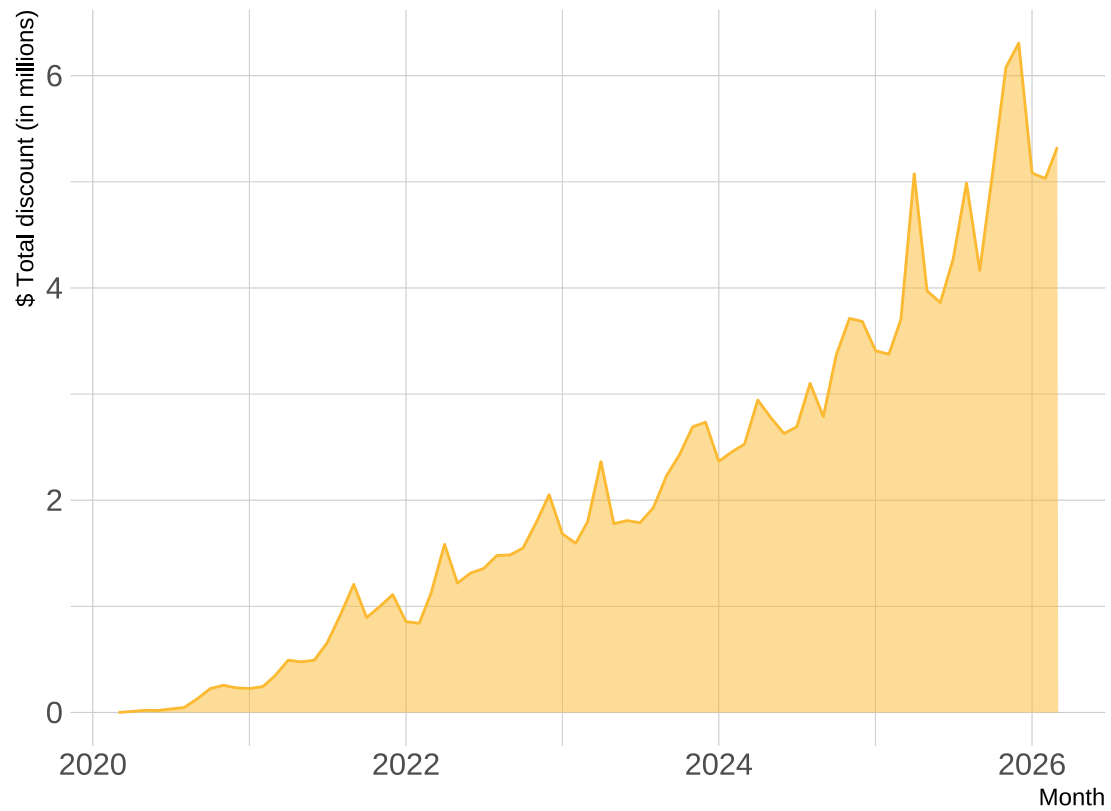


Cumulative sales in \$





Total order discount at pharmacies



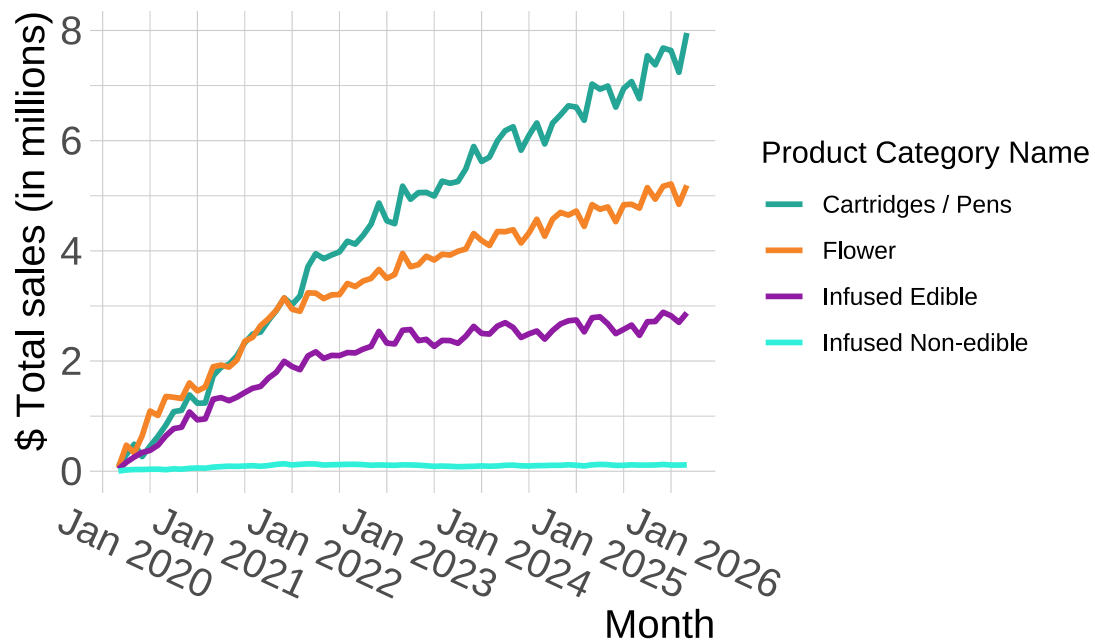


Products sold by type

Totals for this month

Product Category Name	Total Sales	Product Subtypes
Cartridges / Pens	\$7,955,200	Vape Cartridges, Vape Pens
Concentrate	\$0	Tinctures
Flower	\$5,188,800	Buds, Finished Flower, Pre-Pack
Infused Edible	\$2,874,000	Gummies, Lozenges, Oils, Sprays, Liquid Suspensions, Capsules, Pills
Infused Non-edible	\$116,200	Balms, Gels, Lotion, Patches, Salves, Topical
Non Medicated	\$125,000	Pens, Vaporizers, Devices, Grinders, Batteries, Cases

Sales per type over time in \$





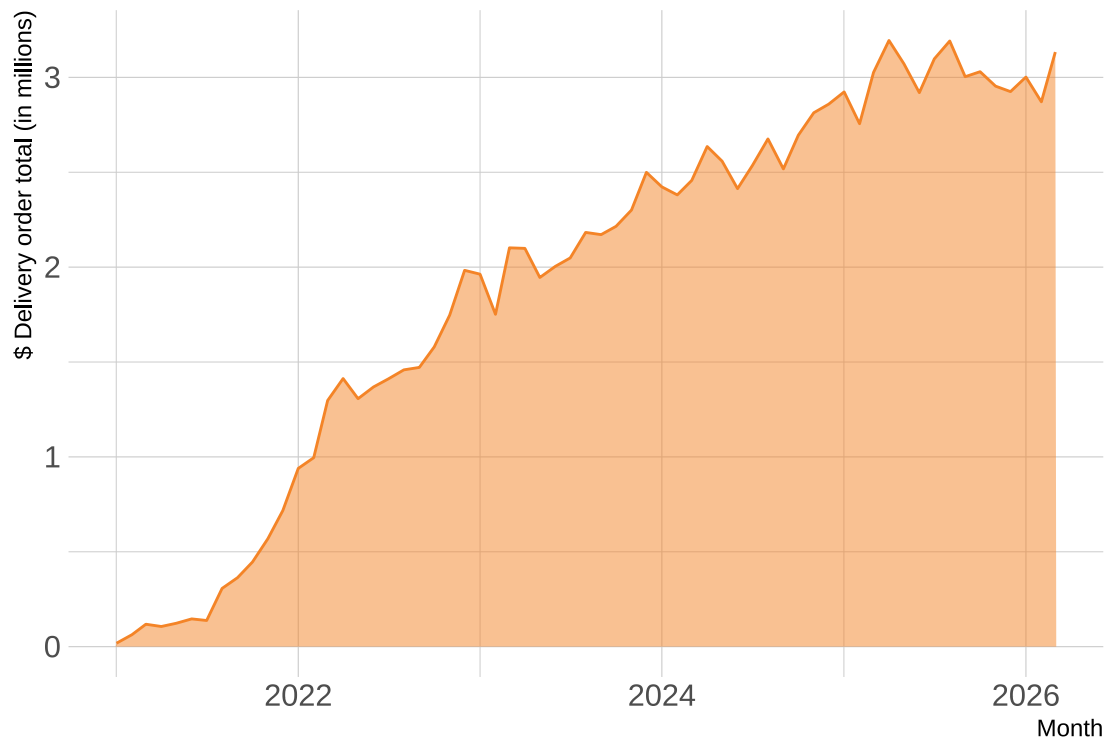
Companies offering delivery to each county

County	Home Delivery Rural		Home Delivery Urban			Courier			
	Dragonfly Wellness-Price	The Flower Shop-Logan	Dragonfly Wellness-SLC	The Flower Shop-Ogden	Wholesome Therapy LLC	Melly Go	Beehive Delivery, LLC	SAPA Connect	Wholesome Direct
Beaver									Yes
Box Elder		Yes		Yes					Yes
Cache		Yes							Yes
Carbon	Yes								Yes
Davis			Yes	Yes	Yes		Yes	Yes	Yes
Duchesne									Yes
Emery									Yes
Grand & Emery									Yes
Heber & Kamas Area									Yes
Iron									Yes
Juab									Yes
Millard									Yes
Morgan				Yes					Yes
Piute & Sevier									Yes
Salt Lake			Yes	Yes		Yes	Yes	Yes	Yes
Sanpete									Yes
Summit						Yes			Yes
Tooele			Yes			Yes	Yes	Yes	Yes
Uintah									Yes
Utah						Yes			Yes
Washington									Yes
Weber			Yes	Yes				Yes	Yes



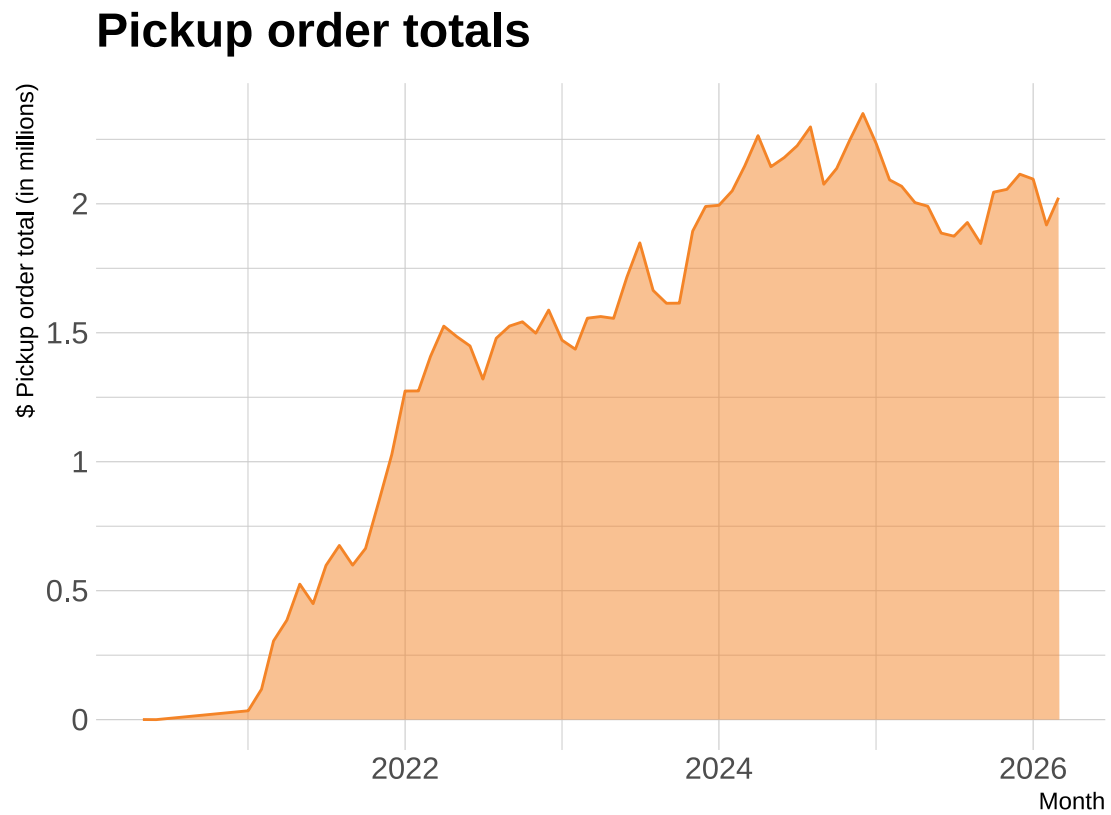
Delivery in \$

Delivery order totals



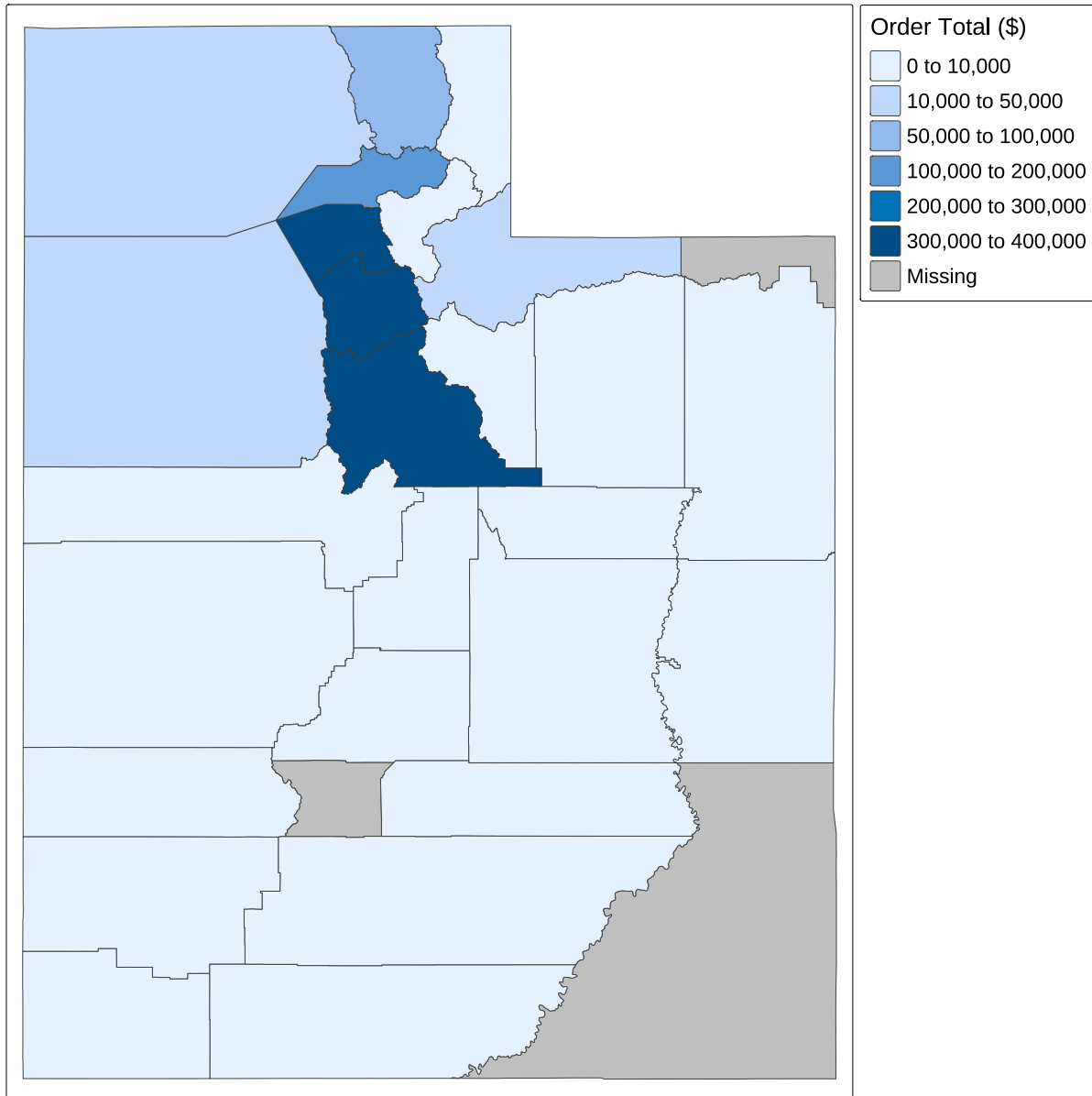


Pickups in \$



Pickups by county

Pickups per county for month. Note that pickups are items ordered online, then picked up at the store.





Registered recommending medical providers (RMP) information

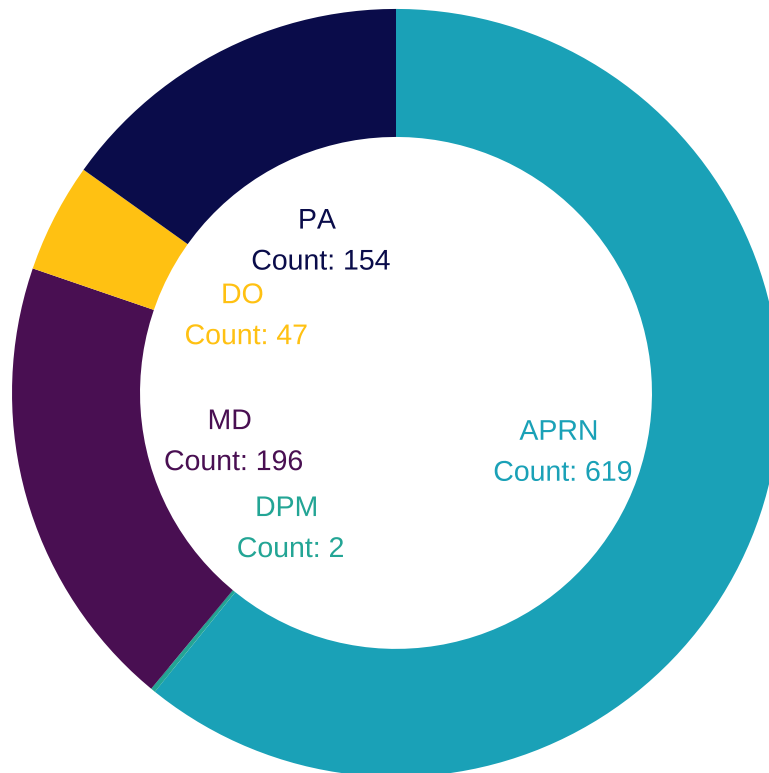
Registered RMPs by county

Estimates based on most recently entered office address for each registered RMP.

Detail	Count
Salt Lake	467
Utah	199
Weber	97
Davis	69
Washington	64
Cache	21
Other	16
Summit	15
Wasatch	13
Iron	11
Tooele	10
Box Elder	9
Carbon	6
Sevier	5
Duchesne	3
Sanpete	3
Uintah	3
Emery	2
Grand	2
Juab	2
Millard	1



Registered RMPs by license type





Cannabis production

Number of initial and renewal applications

Month's facility application changes	Count
New applications	0
Renewal applications	1
Revoked licenses	0

Products sent to pharmacy for sale to patients

Over the last month, licensed medical cannabis pharmacies received the following products from licensed medical cannabis processors.

Category	Sent qty (each)
Cartridges / Pens	165,396
Concentrate	1,032
Flower	93,411
Infused Edible	101,714
Infused Non-edible	2,460



Amount of cannabis that licensees grew

During March 2026, licensed medical cannabis cultivators harvested over 10,007 of medical cannabis plants spread over 289 planting batches. Over 7,917,195 grams of medical cannabis biomass were harvested (as measured on a wet basis):

Harvest date	Wet weight harvested (grams)	Number of plants harvested	Number of batches harvested
2026-03-01	212,935	358	4
2026-03-03	161,509	327	12
2026-03-04	244,911	394	6
2026-03-09	1,701,588	1,782	92
2026-03-10	824,842	1,623	20
2026-03-12	100,418	224	9
2026-03-16	1,063,110	1,137	17
2026-03-17	454,921	731	15
2026-03-19	58,519	60	2
2026-03-20	235,936	212	3
2026-03-23	1,275,908	1,431	87
2026-03-25	152,600	528	3
2026-03-26	681,370	385	3
2026-03-30	748,628	815	16

Amount of cannabis that licensees manufacture into cannabis products

Medical cannabis biomass is used to manufacture various medical cannabis products such as prepackaged flower, vape cartridges, gummies, tinctures, concentrates (e.g., hash rosin, live resin, budder, wax), and other approved medicinal dosage forms. Subcategories of flower such as trim and fresh/frozen, are generally used in processing runs to make cannabis derivative products.

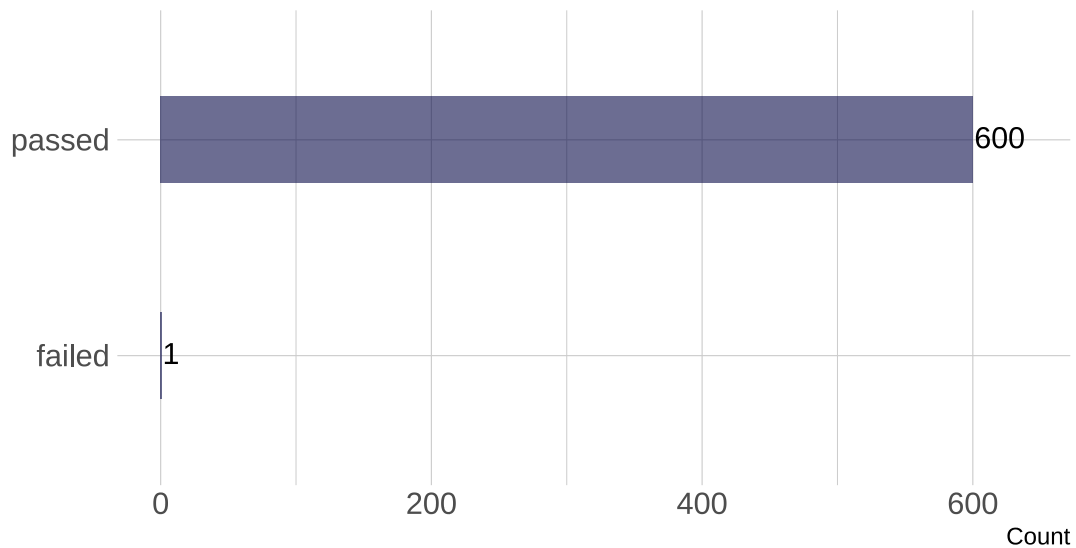
Category	Sent qty (grams)
Buds	934,456
Finished Flower	17,482
Flower Combined	217,899
Fresh/Frozen	816,659
Trim	2,270,762



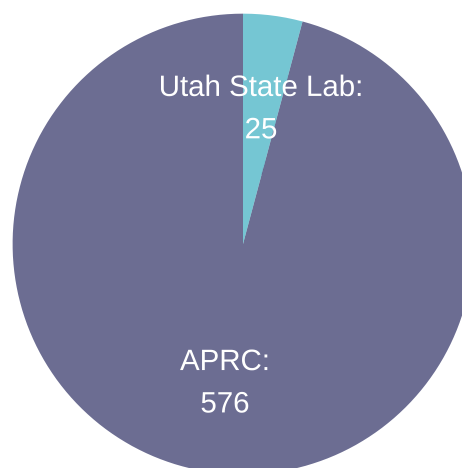
Cannabis and cannabis products the department tested & results of the tests performed

Over the last month, the Utah State Lab and APRC tested products in the following categories: Concentrate, Cartridges / Pens, Flower, Infused Edible, Infused Non-edible. The counts shown here are from the 19th of February to the 20th of March

Lab results by customer facilities



Lab results by lab facility





Inspections

Number of inspections performed at production establishments

Facility inspected	Count
Cultivation	1
Processor	6
Testing Lab	1
Product Label	6
Pharmacy	6
Courier	0

Number and types of violations found

Infractions	Count
Couriers	
No Infractions	0
Cultivation	
No Infractions	0
Pharmacy	
4-41a Infractions	2
R66-1-6. Security Requirements.	1
R66-1-7. Inventory Control	1
Processor	
R66-1-14. R66-1-16. Violations Categories.	2
4-41a Infractions	2
R66-5-15. Cannabis Pharmacy Agents.	1
R66-5-16. Violation Categories.	1
4-41a Infractions	1
R66-2-18. Violation Categories.	3
R66-3-3. Required Cannabis, Cannabis Product, and Cannabinoid Isolate Tests.	1
R66-3-6. Foreign Matter Standards.	1



Appendix

See zip file at <https://medicalcannabis.utah.gov/resources/reporting/> under 'Primary Data for Reporting' for csv files for the data presented in this report.

Definitions

- Pharmacy Agent: Employee at a Utah Medical Cannabis pharmacy
- Pharmacy Medical Provider (PMP): Pharmacist at a Utah Medical Cannabis Pharmacy
- Recommending Medical Provider (RMP): Utah-licensed physicians (MD, DO), advanced practice registered nurses, and physician assistants who are registered through the Utah Department of Health's Electronic Verification System (EVS) to recommend cannabis. RMPs may also submit recommendations using paper-only applications that do not require registering in EVS.
- Utah Department of Agriculture (UDAF): The Utah Department of Agriculture regulates Utah cannabis cultivators, processors, and manages lab testing.
- Utah Department of Health and Human Services (DHHS): The Utah Department of Health regulates medical cannabis pharmacies, medical recommendations, and patients.

Patient information

Data for patient, RMP, PMP, and pharmacy agent counts are obtained from the Electronic Verification System (EVS).



Patients by county

Counties with 11 or fewer patients will appear with NA counts.

Detail	Count
Salt Lake	46,799
Utah	17,032
Davis	12,258
Weber	11,533
Washington	5,655
Cache	3,807
Tooele	2,345
Box Elder	2,300
Iron	2,048
Summit	1,713
Wasatch	1,055
Carbon	984
Sanpete	645
Uintah	562
Duchesne	450
Sevier	445
Emery	332
Other	329
Juab	297
Morgan	292
Millard	244
Beaver	230
Grand	196
Kane	175
Garfield	151
Rich	75
San Juan	53
Wayne	37
Piute	26
Daggett	25



Patients by small area boundary table

Which boundary a patient resides in was determined using [UGRC's](#) geocoding API. These counts do not include PO Box addresses or addresses entered in a format that the API cannot parse. Boundaries with 11 or fewer patients will have NA as their count.

Cardholder growth

'New Patients Per Month' are new unique patient activations per month. Patients in these counts may no longer be active.

'Activated Per Month' Counts are based on *current* active patients. The month is determined by when they were first made active. Since these counts are based on current active patients, counts in previous months may change as patients expire and renew.

'Expired per Month' Counts are based on currently expired patients organized by the month of their most recent expiration.

The 'Renewals Per Month' is the count of unique patients who had a card renewed any given month. Patients who have never renewed are excluded.

'Activations and Renewals per Month' is the count of unique patients who had either a card activated or renewed any given month.